

Festive garlands

Instructions


What you need

1. Bonjardim origami paper – 15 cm x 15 cm sheets
Each origami sheet corresponds to 21.2cm. For a 2.10 m Garland you will need 10 sheets.
2. Double-sided tape or paper glue.
3. Scissors (if you use tape).
4. String.




How to - 4 simple steps

Fold the top of each sheet down to meet the bottom.




Apply double-sided tape (or glue) on the inside of each sheet, leaving circa 0.5 cm to be able to adjust the string. 3 taped points are sufficient.



Place the string next to the diagonal edge.



Glue the sheet over the string.



Repeat with as many sheets as necessary.



Happy Saint Antony's day
Happy Saint John's day
Happy Saint Peter's day
Happy party

